

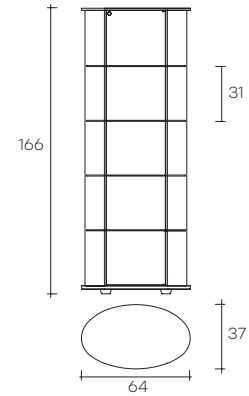


palladio

DESIGN
VITTORIO LIVI

modello registrato
registered model

portata su ogni piano: 25 kg
portata sul top: 30 kg
load capacity on each shelf: 25 kg
load capacity on the top: 30 kg



Vetrina elettrificata in vetro curvato da 6 mm con quattro ripiani fissi in vetro da 6 mm (L 58 cm, P 31 cm) e top in vetro da 12 mm. Profili in alluminio finitura brill spazzolato.

Anta con serratura. Corpo illuminante (optional) posizionabile anche sotto il top.

Wired showcase in 6 mm-thick curved glass, with four 6 mm-thick glass

shelves (L 58 cm, W 31 cm), 12 mm thick glass top, door with lock. Profiles in brushed aluminium glossy finish. The optional lights can also be placed under the top.

dimensioni L, P, H dimensions L, W, H (cm)	COD./CODE	L	P/W	H	peso netto net weight (kg)	peso lordo gross weight (kg)	volume imballo package volume (m ³)
Base in vetro extralight da 12 mm retroargentato e struttura in vetro trasparente. Base in 12 mm-thick extralight back-silvered glass and structure in transparent glass.	2140/S	64	37	166	57	80	0,67
Base in vetro extralight da 12 mm retro verniciato nero e struttura in vetro trasparente. Base in 12 mm extra-light glass, black back-lacquered and structure in transparent glass.	2140/N	64	37	166	57	80	0,67
Base in vetro extralight da 12 mm acidato e retro verniciato bianco e struttura in vetro trasparente. Base in 12 mm extra-light acid-etched glass, white back-lacquered and structure in transparent glass.	2140/B	64	37	166	57	80	0,67
Base in legno noce canaletto e struttura in vetro extralight. Wooden base in walnut Canaletto and structure in extra-light glass.	2140/XL	64	37	166	57	80	0,67

* Accessori/Accessories

dimensioni L, P, H dimensions L, W, H (cm)	COD./CODE	L	P/W	H	peso netto net weight (kg)	peso lordo gross weight (kg)	volume imballo package volume (m ³)
Kit di illuminazione: 2 lampade led ad alta luminosità 3W, 1 trasformatore basso voltaggio 350 mA. Portata max 3 lampade. Lighting kit: 2 led lights high brightness 3W, 1 transformer low voltage. Maximum load 3 lights.	2490L				1	2	0,01

* Prodotto marcato CE, disponibile solo per mercato europeo.
* CE certification, only for European countries available.

FINITURE VETRO STRUTTURA STRUCTURE GLASS FINISH

Vetro extralight _ Extralight glass

Vetro Nero95 (solo corpo vetrina e ripiani) _ Black95 glass (showcase structure and shelves only)


Vetro fumè _ Smoked glass

Vetro bronzo _ Bronze glass




**FINITURE
FINISHES**

**Struttura in vetro
Glass structure**



vetro trasparente
transparent glass



vetro extralight
extralight glass

**Base in legno
Wood base**




noce canaletto
canaletto walnut

**Base in vetro
Glass base**



Vetro extralight acidato
retroverniciato bianco
White back-painted
acid-etched extralight glass



vetro extralight
retroverniciato nero
Black back-painted
extralight glass



vetro extralight
retroargentato
back-silvered
extralight glass